

iPad Scholarship Application General Instructions



User goes to website for the Scholarship Application PDF



A
Applicant downloads Scholarship Application to their iPad

B
Applicant, using iPad Adobe Acrobat Reader App., fills out application

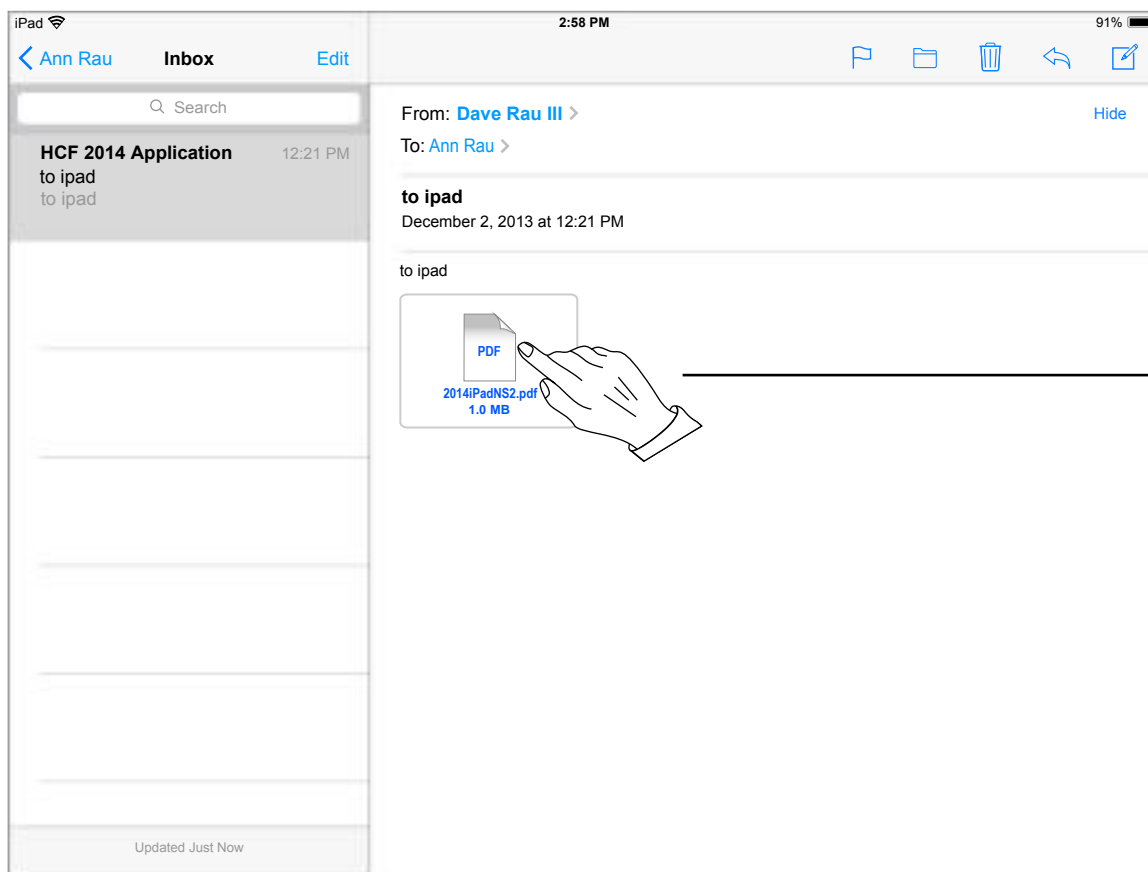
C
Applicant, using iPad Acrobat Reader Application, Emails filled out Application to: "hcfscholarship@hamilton.net"

Note: Applicant must have current Acrobat Reader app, installed on their iPad



iPad Scholarship Application General Instructions (cont.)

[Note: Application to be downloaded prior to filling out on iPad](#)



Tap Icon

iPad Scholarship Application General Instructions (cont.)

Hamilton Community Foundation Scholarship Application

Name:

Social Security Number:

Permanent Street Address:
City, State, Zip Code:

Phone #: Marital Status:

Email Address:

If married, your spouse's name:
If single, both parents' names and address(es) -

Father: Address:
Mother: Address:

Educational Background:

1. Name of high school you will/did graduate from? Year

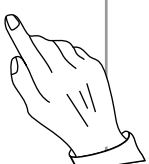
2. If not a high school graduate, what grade did you leave school?
Name of high school attended Years attended

3. College or Advanced Training:

Where Dates
Where Dates

Total hours earned to date:
How many more semesters will it take for you to complete your coursework?

PD
E
T
R1
R2
FN
P
CO



Tap Screen

Pg 1 of 5

iPad Scholarship Application General Instructions (cont.)

iPad 2:58 PM 91%

Done 2014ipadNS.pdf

Hamilton Community Foundation Scholarship Application

Name:
 Social Security Number:
 Permanent Street Address:
 City, State, Zip Code:
 Phone #: Marital Status:
 Email Address:
 If married, your spouse's name:
If single, both parents' names and address(es) -

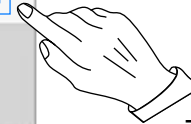
Father: Address:
 Mother: Address:

Educational Background:

1. Name of high school you will/did graduate from? Year
 2. If not a high school graduate, what grade did you leave school?
 Name of high school attended Years attended
 3. College or Advanced Training:
 Where Dates
 Where Dates
 Total hours earned to date:
 How many more semesters will it take for you to complete your coursework?

Photo

PD
E
T
R1
R2
FN
P
CO



Tap Icon

iPad Scholarship Application General Instructions (cont.)

iPad 2:58 PM 91%

Done 2014ipadNS.pdf

Hamilton Community Foundation Schol

Name:

Social Security Number:

Permanent Street Address:
City, State, Zip Code:

Phone #:

Marital Status:

Email Address:

If married, your spouse's name:
If single, both parents' names and address(es) -

Father: Address:
Mother: Address:

Educational Background:

1. Name of high school you will/did graduate from? Year

2. If not a high school graduate, what grade did you leave school?
Name of high school attended Years attended

3. College or Advanced Training:

Where Dates
Where Dates

Total hours earned to date:
How many more semesters will it take for you to complete your coursework?

Photo

Mail Open in Adobe Reader

Copy Print

T
R1
R2
FN
P
CO

Tap Icon

iPad Scholarship Application General Instructions (cont.)

Tap "Name"
Field to view
Keyboard
and proceed
to fill out
entire form

Hamilton Community Foundation Scholarship Application

Photo

Name:

Social Security Number:

Permanent Street Address:

City, State, Zip Code:

Phone #: Mailing Address:

Email Address:

If married, your spouse's name:

If single, both parents' names and address(es) -

Father: Address:

Mother: Address:

Educational Background:

1. Name of high school you will/did graduate from? Year

2. If not a high school graduate, what grade did you leave school?

Name of high school attended Years attended

3. College or Advanced Training:

Where Dates

Where Dates

Total hours earned to date:

How many more semesters will it take for you to complete your coursework?

PD
E
T
R1
R2
FN
P
CO

Pg 1 of 5

iPad Scholarship Application General Instructions (cont.)

Hamilton Community Foundation Scholarship Application

Name:

Social Security Number:

Permanent Street Address:

City, State, Zip Code:

Phone #: Marital Status:

Email Address:


If married, your spouse's name:

If single, both parents' names and address(es) -

Photo

PD
E
T
R1
R2

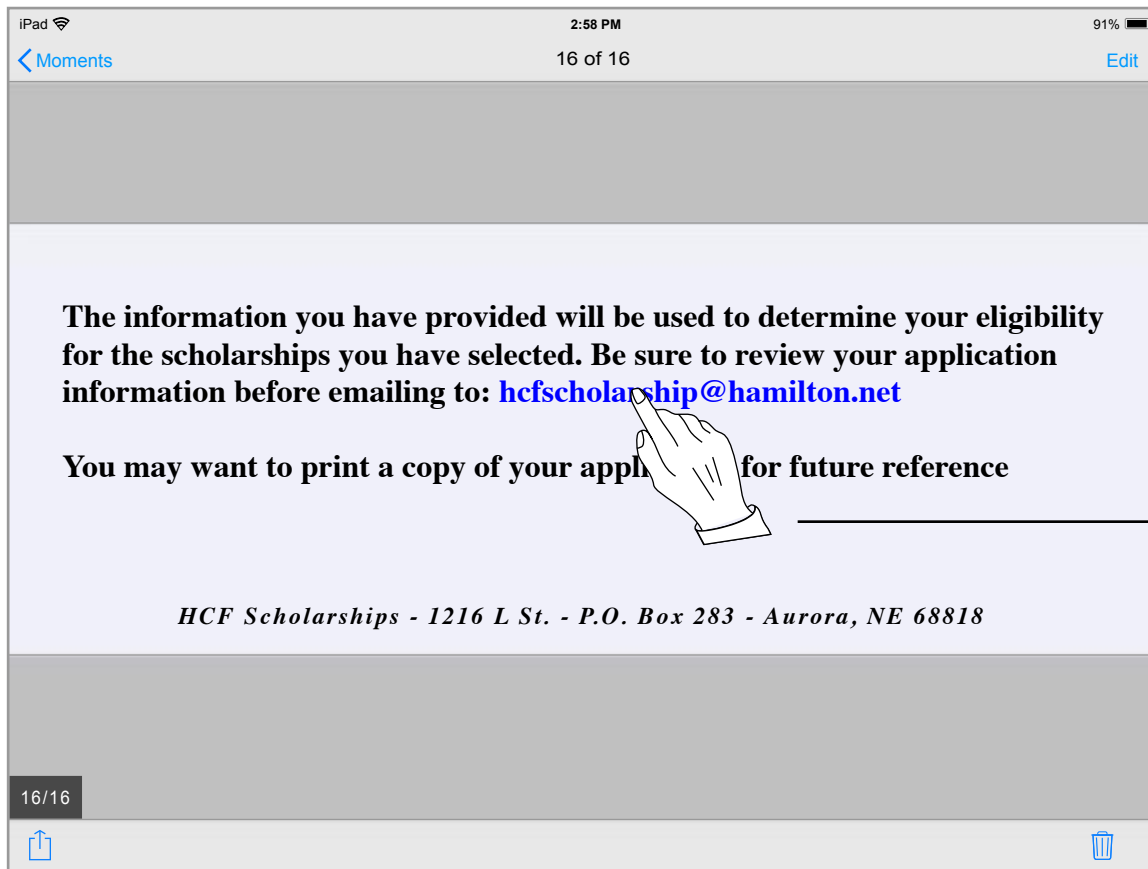
Previous Next Reset Field Done



Use the Keypad
to fill in all the
information
fields on the
form

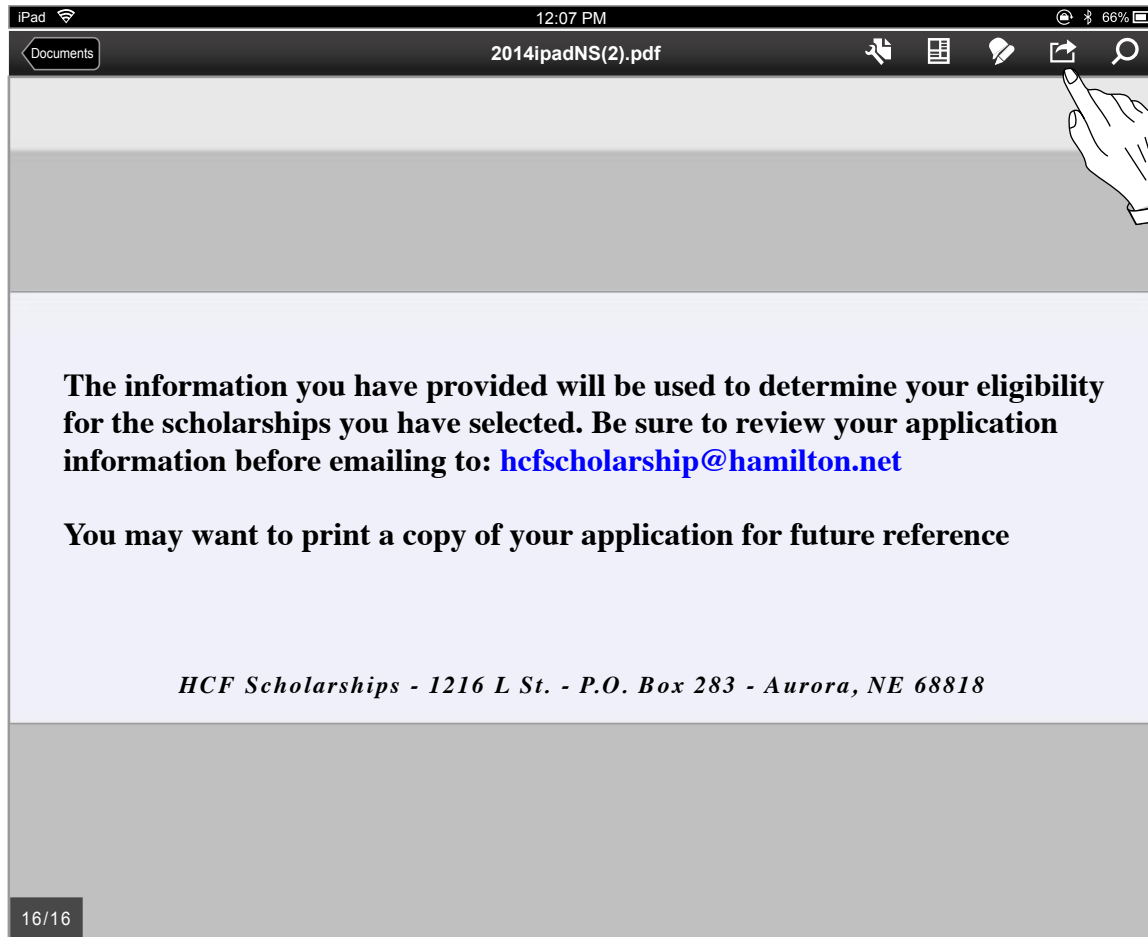
iPad Scholarship Application General Instructions (cont.)

Last page on form



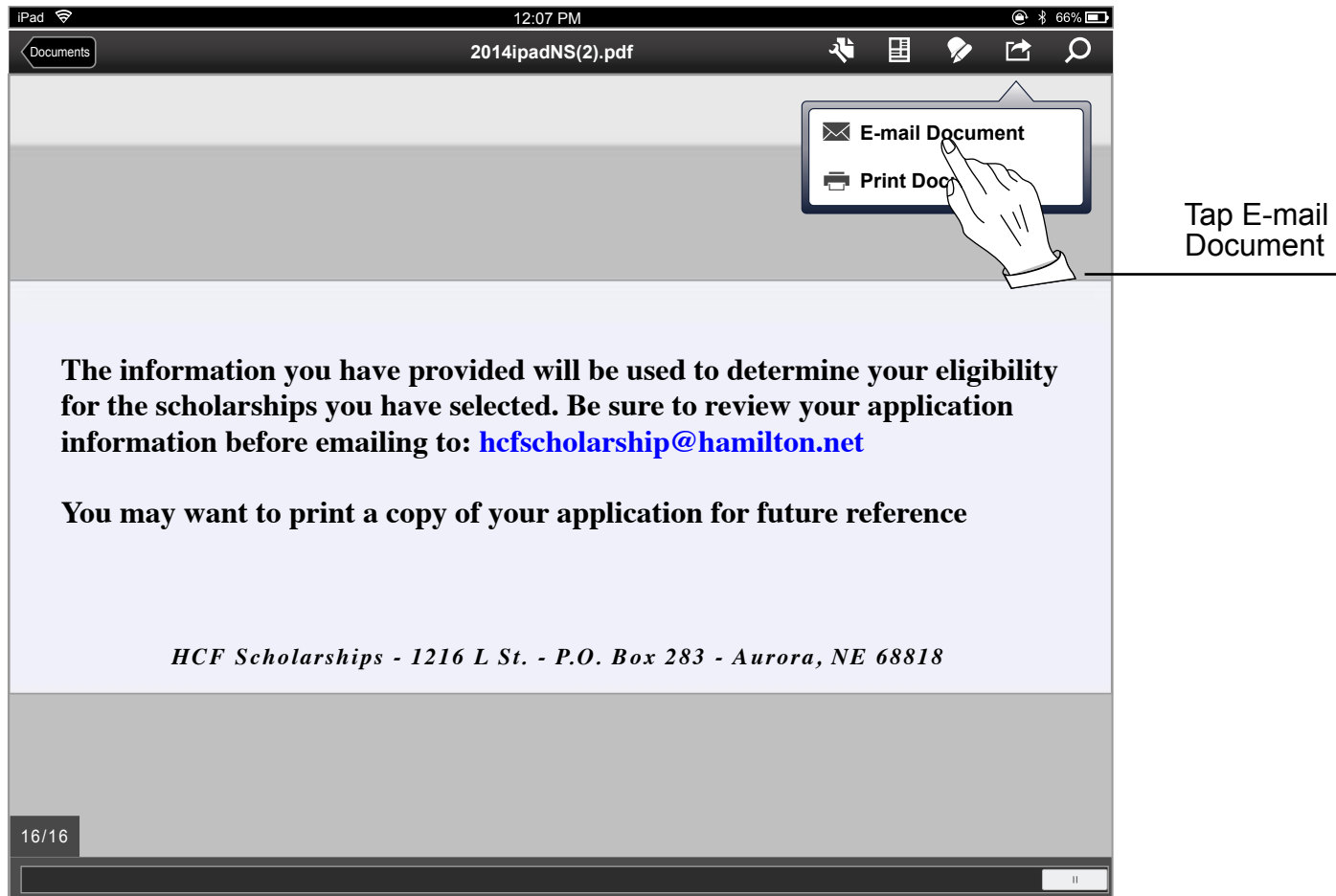
Tap Screen
to view
menu bar

iPad Scholarship Application General Instructions (cont.)

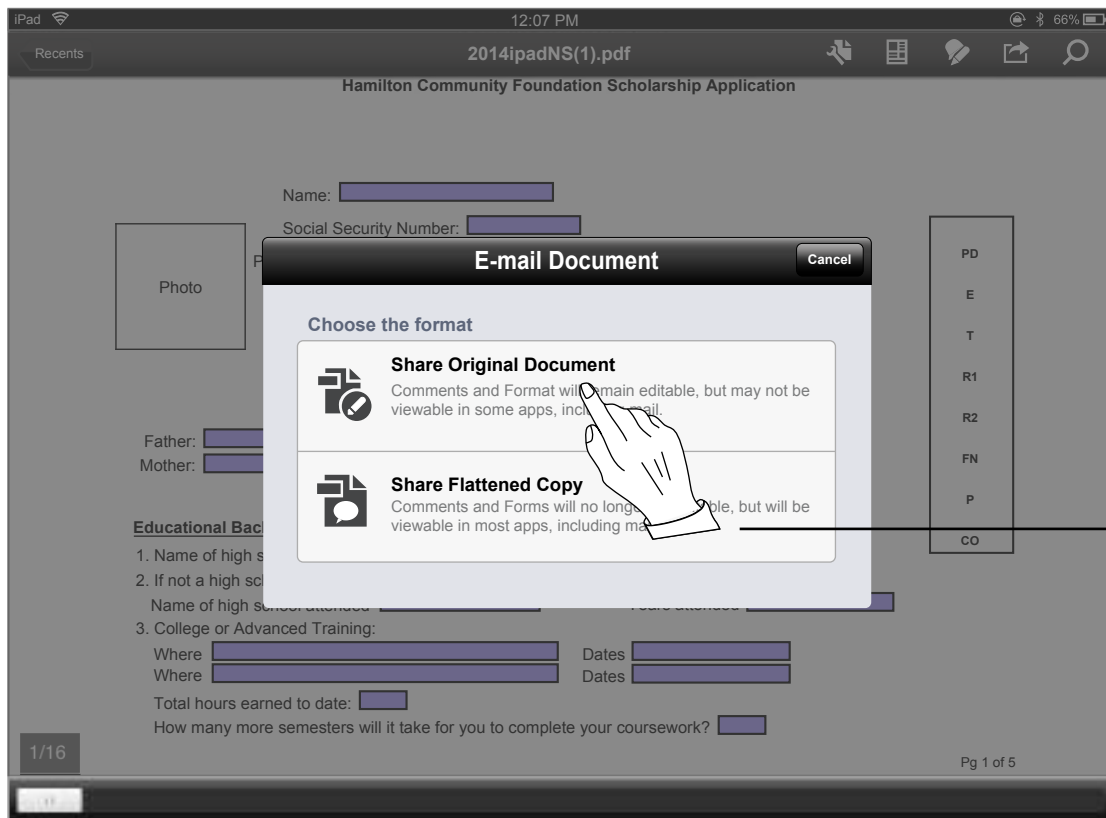


Tap Icon

iPad Scholarship Application General Instructions (cont.)

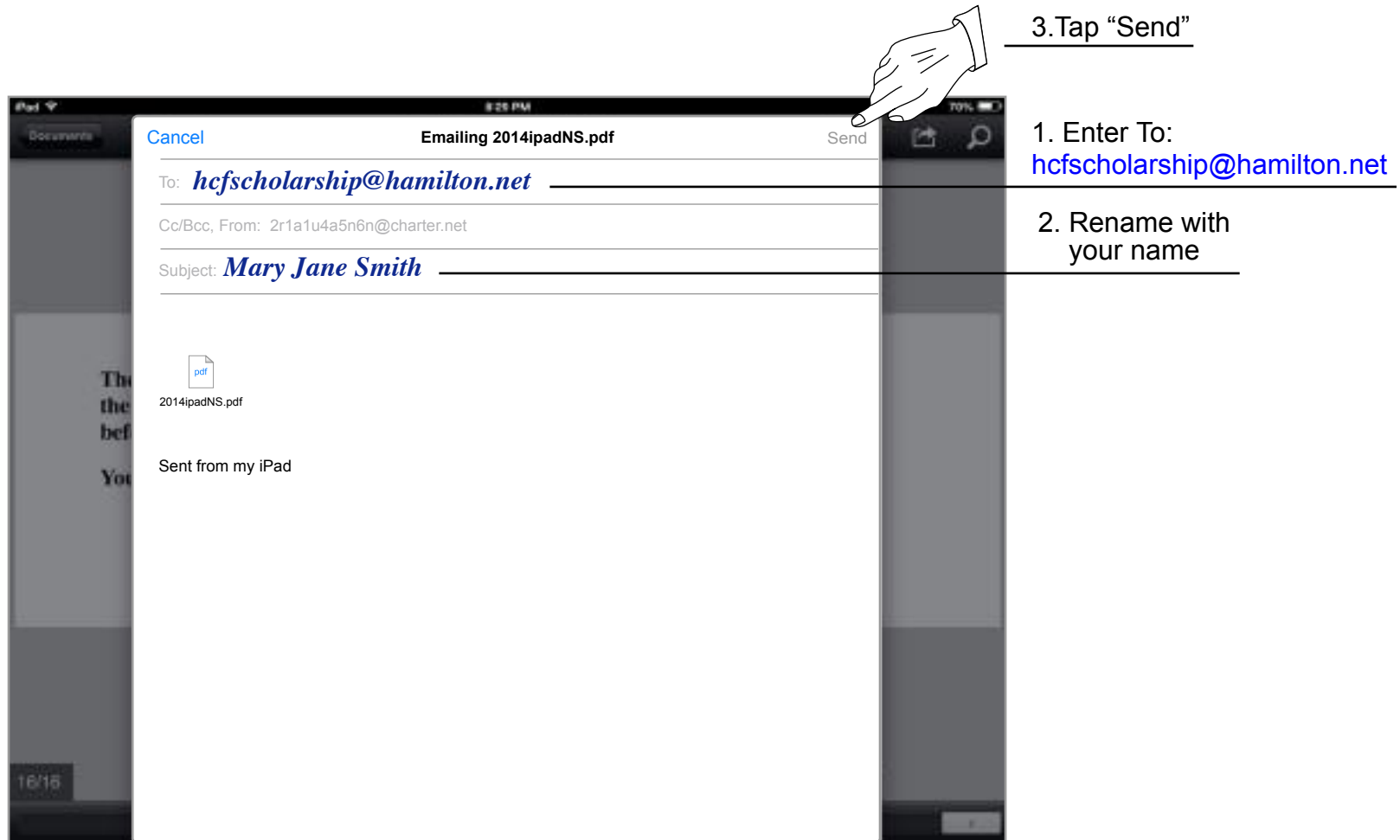


iPad Scholarship Application General Instructions (cont.)



Tap "Share Original Document"

iPad Scholarship Application General Instructions (cont.)



The screenshot shows an iPad email composition interface. At the top, the status bar displays 'iPad', signal strength, '3:25 PM', and '100%' battery. The email header includes a 'Cancel' button on the left, the title 'Emailing 2014ipadNS.pdf' in the center, and a 'Send' button on the right. The 'To:' field contains the email address hcf scholarship@hamilton.net. The 'Cc/Bcc, From:' field shows '2r1a1u4a5n6n@charter.net'. The 'Subject:' field contains the name *Mary Jane Smith*. A PDF attachment icon labeled '2014ipadNS.pdf' is visible, with the text 'Sent from my iPad' below it. A hand icon is pointing to the 'Send' button. Three numbered instructions are overlaid on the right side of the screen: '1. Enter To: hcf scholarship@hamilton.net', '2. Rename with your name', and '3. Tap "Send"'. The bottom of the screen shows a date indicator '16/15'.

3. Tap "Send"

1. Enter To: hcf scholarship@hamilton.net

2. Rename with your name